

Sunni Jumma Masjid Education Society's
Dr. Mumtaz Ahmad Khan College of Education,
Sultanpur Road, Post Machar, Tal: Ambegaon, Dist: Pune
ISO 9001:2015 Certified Institute
Approved by NCTE, Recognize by DHE (Gov. of Maharashtra),
Affiliated to Savitribai Phule Pune University
Academic Year 2022-2023
B.Ed. Student Curriculum Feedback Form Analysis

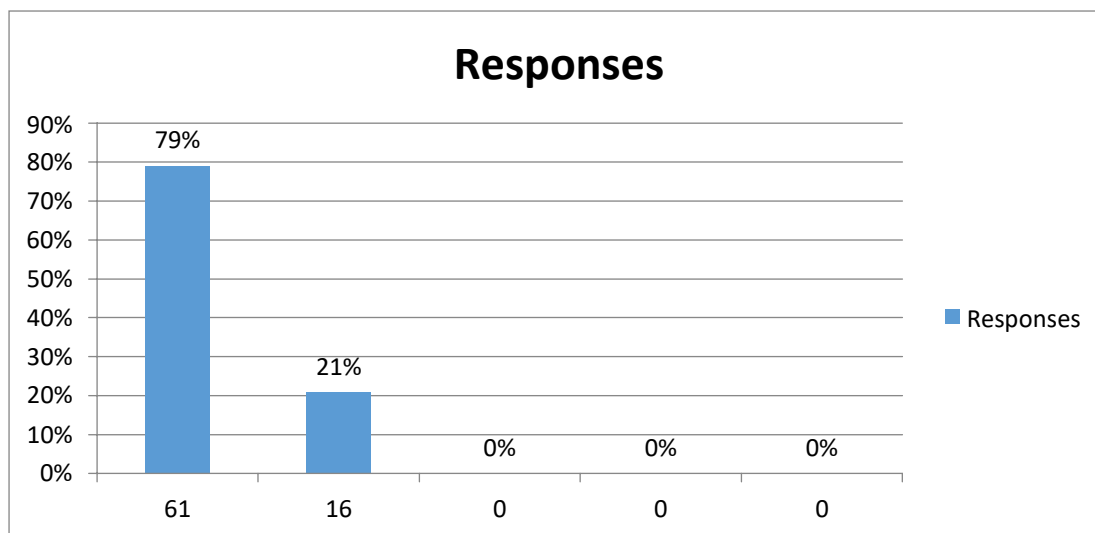
Student Curriculum feedback was conducted for academic year 2022-23 for the batch 2021-23. The feedback was implemented online through Google form. Google form link was shared to students to participate in this online feedback. Participation was voluntary and respondents were ensured confidentiality. Total 50 students' responses (from 100 percent students) were received. Its analysis is as follows –

Sr.No.	5 point Rating Scale	Remark
1	5 and above	Excellent
2	4 and above	Very Good
3	3 and above	Good
4	2 and above	Average
5	1 and above	Poor

Question No. 1-

The depth of the course content is adequate in relation to the expected Course Outcomes

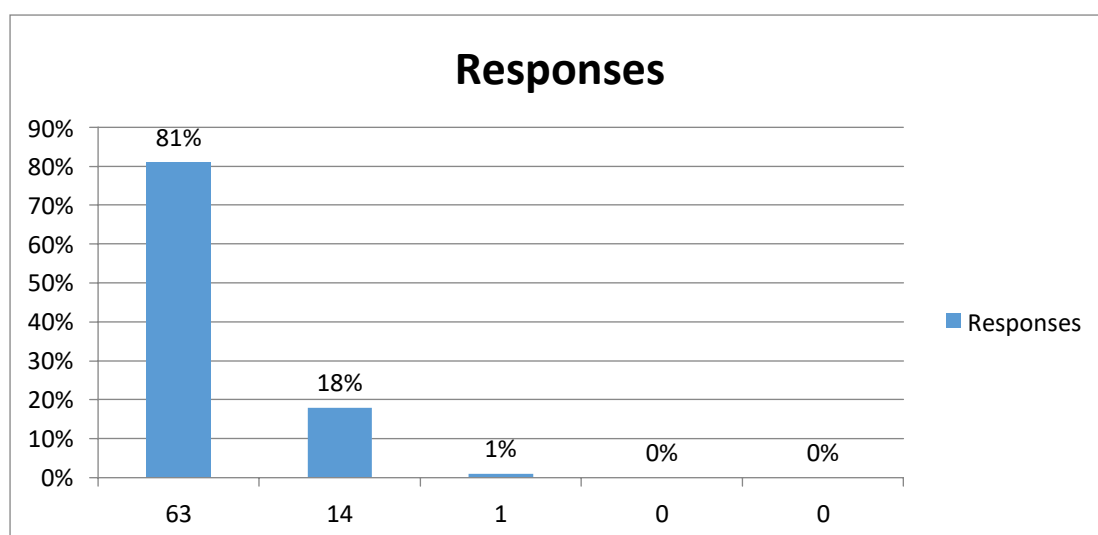
Rating Scale	5	4	3	2	1	Total Respondents
Responses in Numbers	39	17	0	0	0	50
Responses in Percentage	79 %	21%	0%	0%	0%	100%



Question No. 2-

The modules / sections in the syllabus are properly sequenced

Rating Scale	5	4	3	2	1	Total Respondents
Responses in Numbers	40	9	1	0	0	50
Responses in Percentage	81 %	18%	1%	0%	0%	100%



Question No. 3-

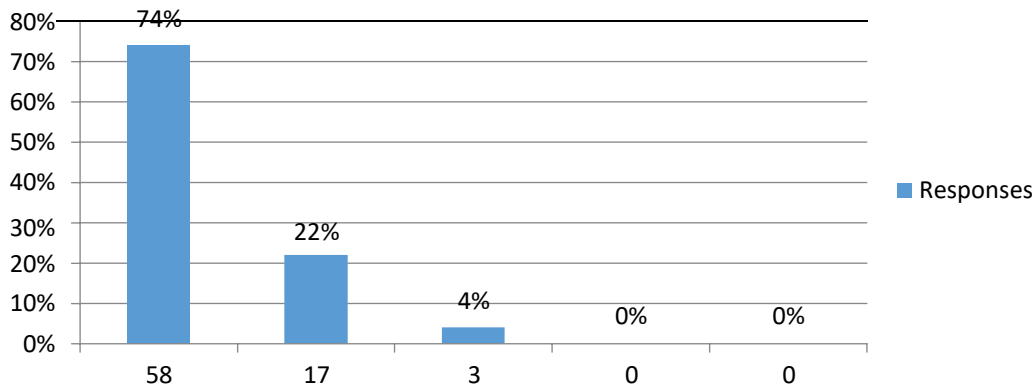
Syllabus equipped me with necessary skills to face the School



Principal
Dr. M. A. Khan B. Ed. College,
Manchar, Tal. Ambegaon, Dist. Pune

Rating Scale	5	4	3	2	1	Total Respondents
Responses in Numbers	37	11	3	0	0	50
Responses in Percentage	74 %	22%	4%	0%	0%	100%

Responses



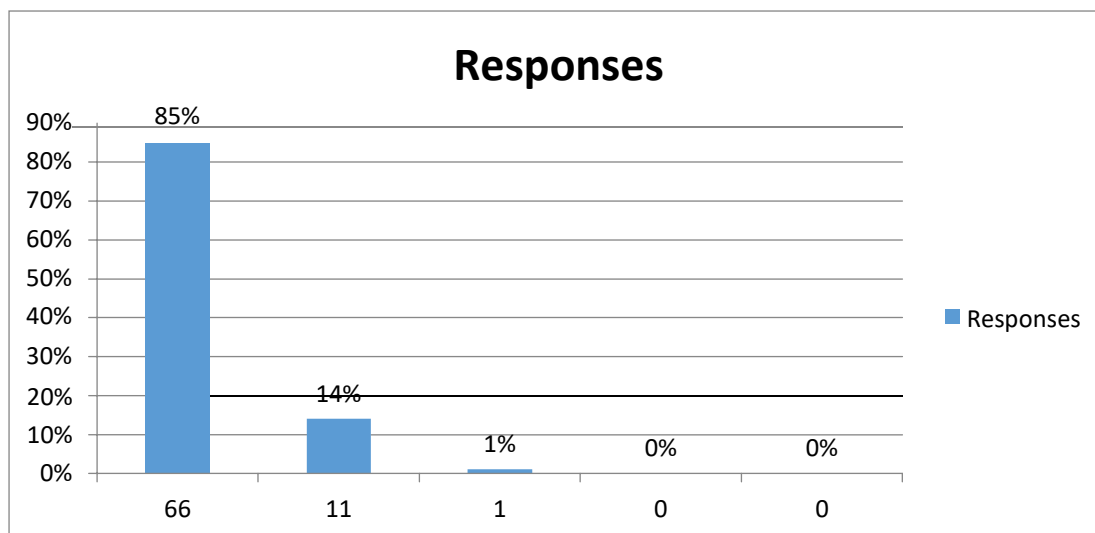
Question No. 4-

Almost entire syllabus was covered in the class by the teacher

Rating Scale	5	4	3	2	1	Total Respondents
Responses in Numbers	42	7	1	0	0	50
Responses in Percentage	85 %	14%	1%	0%	0%	100%



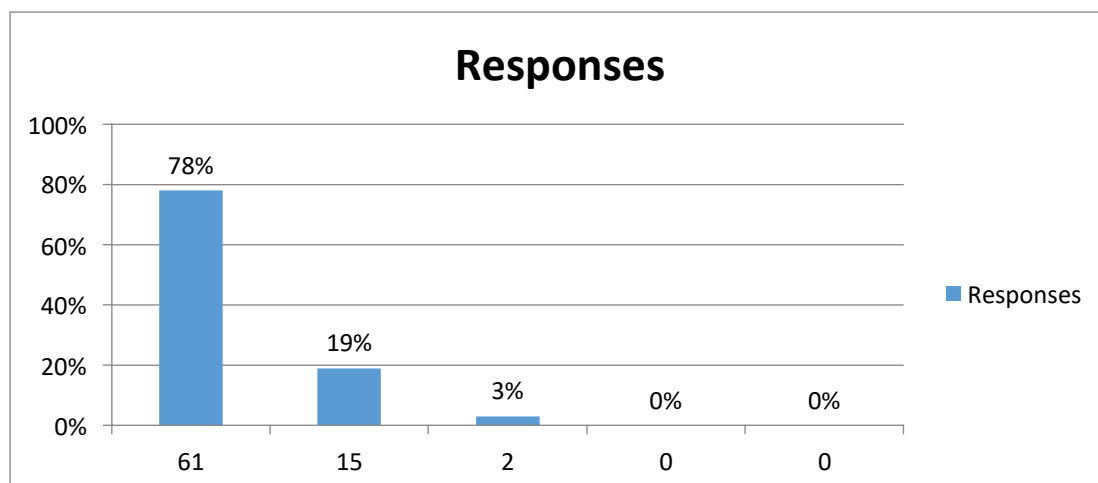
[Signature]
Principal
Dr. M. A. Khan B. Ed. College,
Manchar, Tal. Ambegaon, Dist. Pune



Question No. 5-

The syllabus enabled me to improve my ability to formulate

Rating Scale	5	4	3	2	1	Total Respondents
Responses in Numbers	39	9	2	0	0	50
Responses in Percentage	78 %	19%	3%	0%	0%	100%

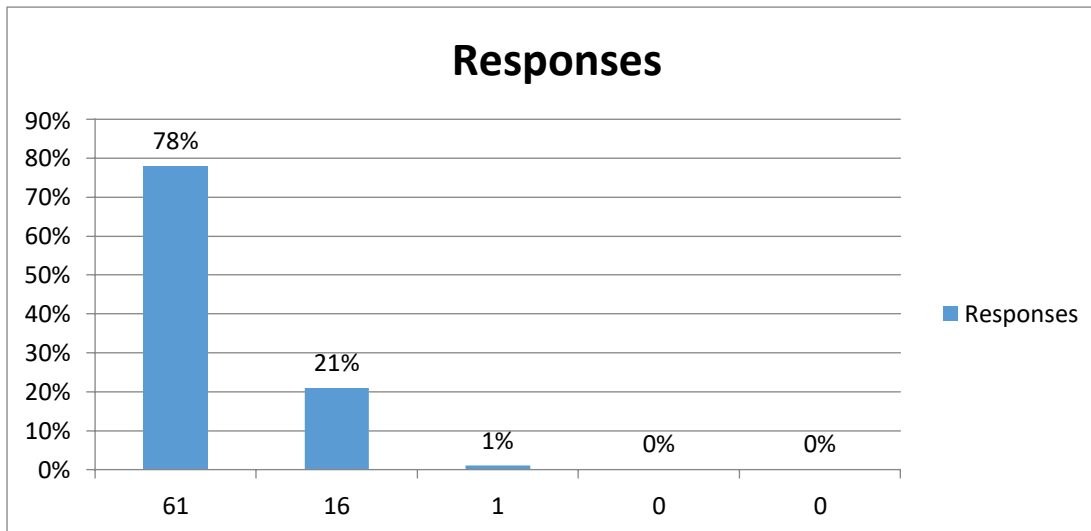


Question No. 6-

Syllabus inculcated necessary ethical values and concern for the society

Rating Scale	5	4	3	2	1	Total Respondents

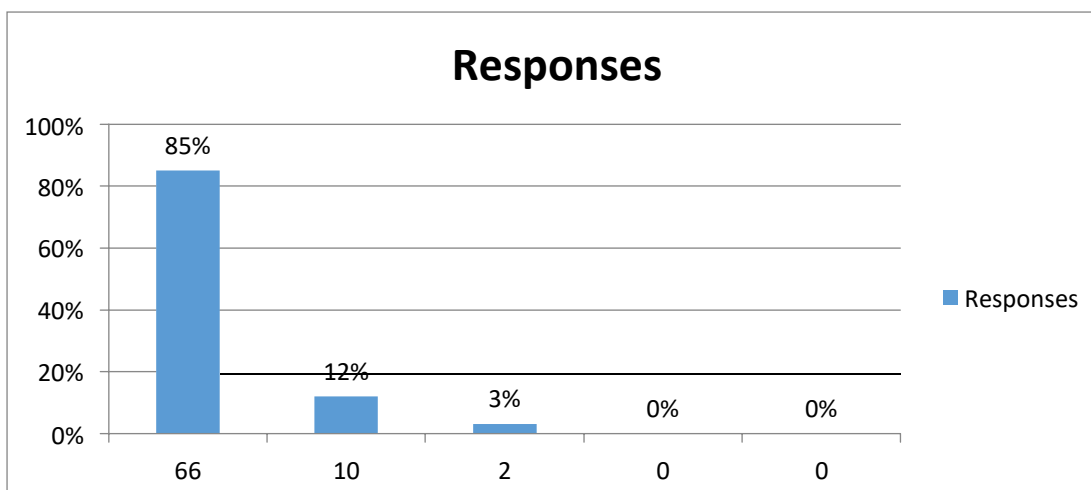
Responses in Numbers	39	10	1	0	0	50
Responses in Percentage	78 %	21%	1%	0%	0%	100%



Question No. 7-

Adequate Availability of online/offline study material

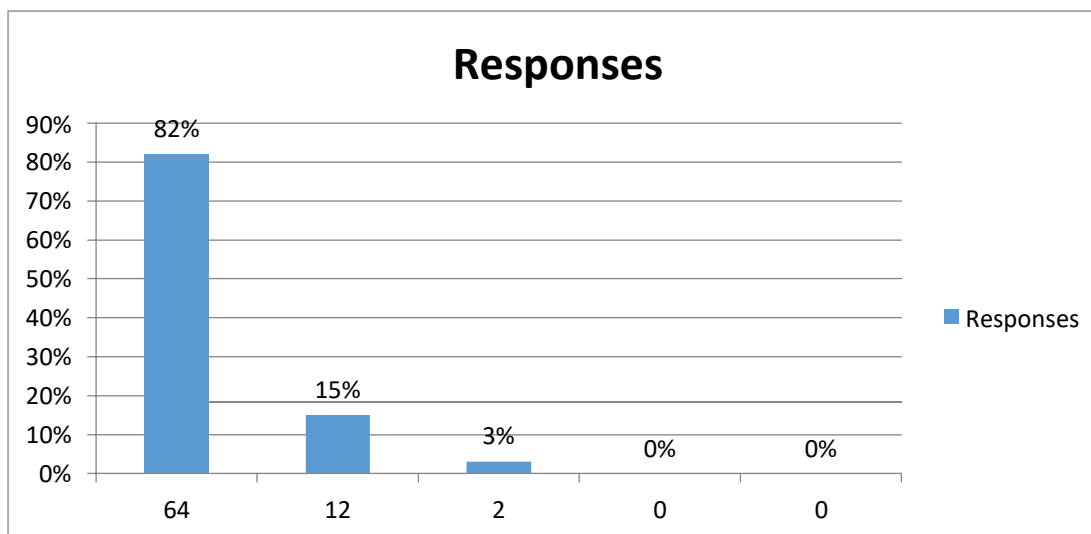
Rating Scale	5	4	3	2	1	Total Respondents
Responses in Numbers	42	6	2	0	0	50
Responses in Percentage	85 %	12%	3%	0%	0%	100%



Question No. 8-

The curriculum gives scope for internship/ training/ research

Rating Scale	5	4	3	2	1	Total Respondents
Responses in Numbers	41	07	2	0	0	50
Responses in Percentage	82 %	15%	3%	0%	0%	100%




Observations:

- Teaching at our college is exceptionally good as the faculty focuses on each and every corner of the topic. They not only focus on the curriculum but also enhance our innate wisdom. In my two years at this college I had learnt many things and have greatly improved my knowledge.
- It was the best experience; the curriculum was transmitted in the best possible way. A lot of positive transformation has happened in me after B.Ed from AICESR.
- Very well framed curriculum and able to understand concept properly

No Suggestions




Principal
Dr. M. A. Khan B. Ed. College,
Manchar, Tal. Ambegaon, Dist. Pune

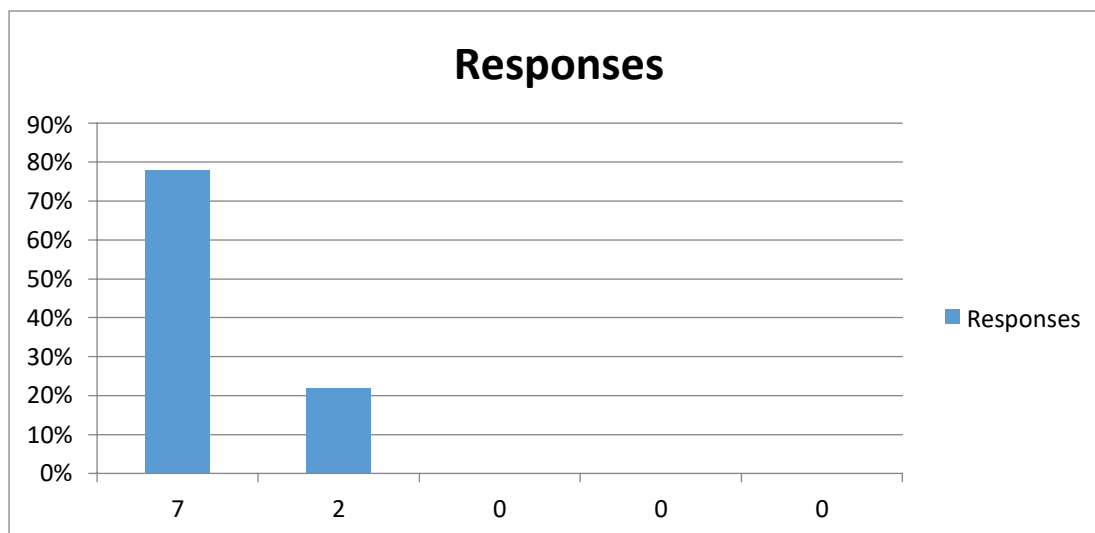
Sunni Jumma Masjid Education Society's
Dr. Mumtaz Ahmad Khan College of Education,
Sultanpur Road, Post Machar, Tal: Ambegaon, Dist: Pune
ISO 9001:2015 Certified Institute
Approved by NCTE, Recognize by DHE (Gov. of Maharashtra),
Affiliated to Savitribai Phule Pune University
Academic Year 2022-2023
Teachers Curriculum Feedback Form Analysis

Teachers Curriculum feedback was conducted for academic year 2022-23 for the batch 2022-23. The feedback was implemented online through Google form. Google form link was shared to teachers to participate in this online feedback. Participation was voluntary and respondents were ensured confidentiality. Total 9 teachers' responses were received. Its analysis is as follows –

Sr.No.	5 point Rating Scale	Remark
1	5 and above	Excellent
2	4 and above	Very Good
3	3 and above	Good
4	2 and above	Average
5	1 and above	Poor

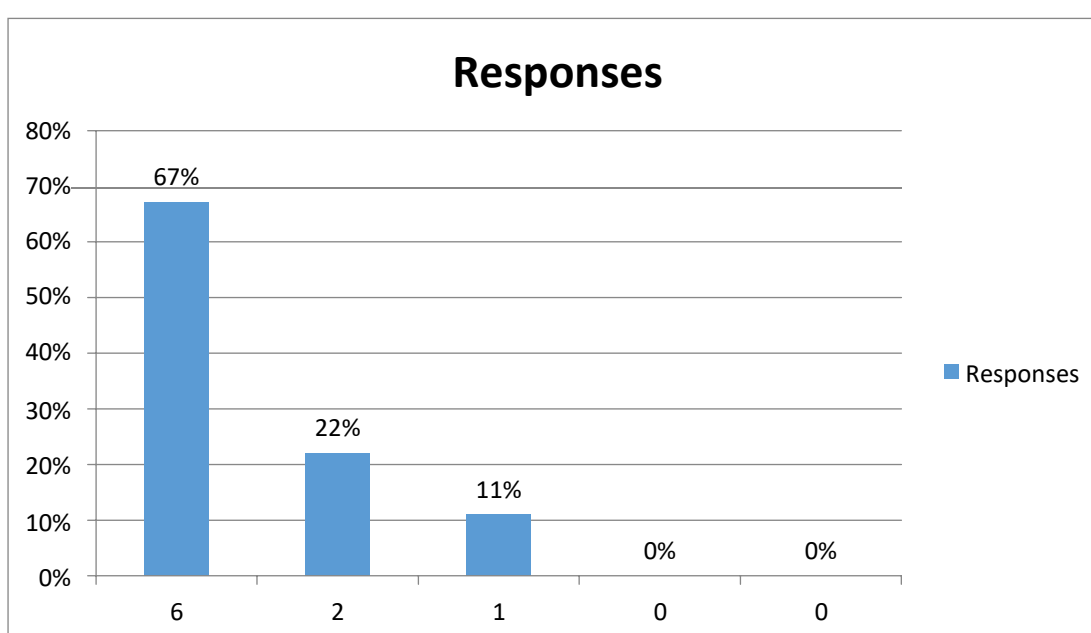
1. The depth of the course content is adequate to have significant learning outcomes.

Rating Scale	5	4	3	2	1	Total Respondents
Responses in Numbers	7	2	0	0	0	9
Responses in Percentage	78%	22%	0%	0%	0%	100%



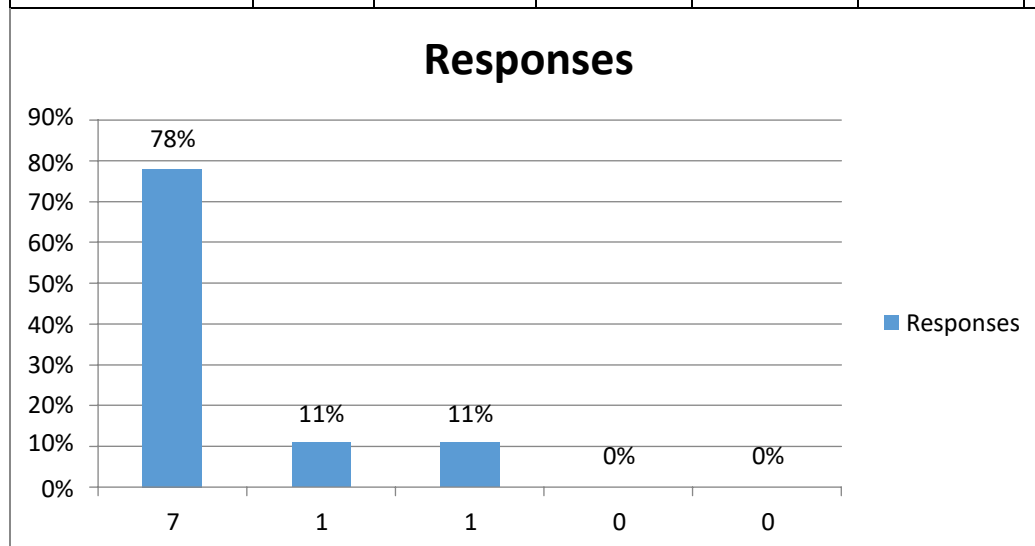
2. Syllabus is sufficient to bridge the gap between industry standards /current global scenarios and academics

Rating Scale	5	4	3	2	1	Total Respondents
Responses in Numbers	6	2	1	0	0	9
Responses in Percentage	67%	22%	11%	0%	0%	100%



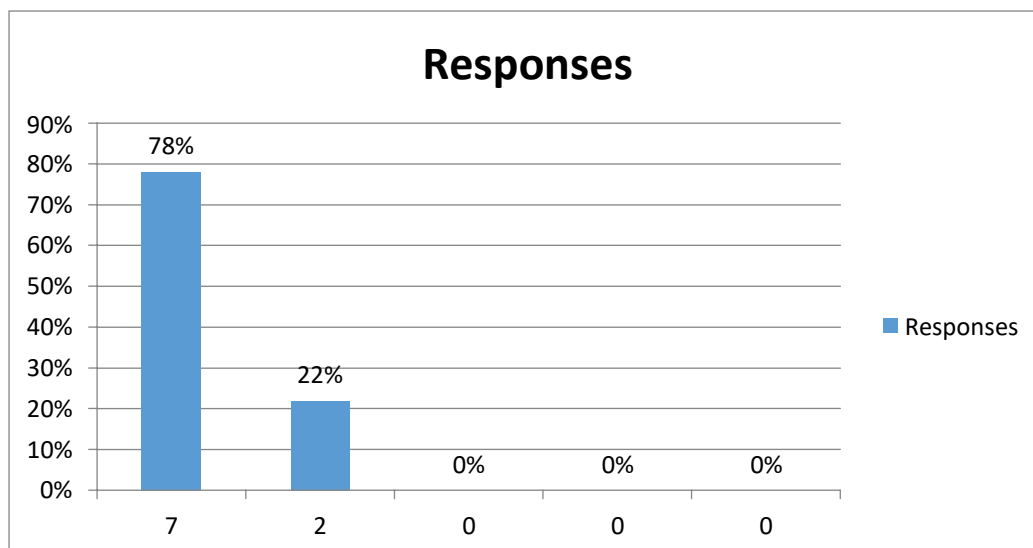
3. The timely coverage of syllabus is possible in the mentioned number of hours

Rating Scale	5	4	3	2	1	Total Respondents
Responses in Numbers	7	1	1	0	0	9
Responses in Percentage	78%	11%	11%	0%	0%	100%



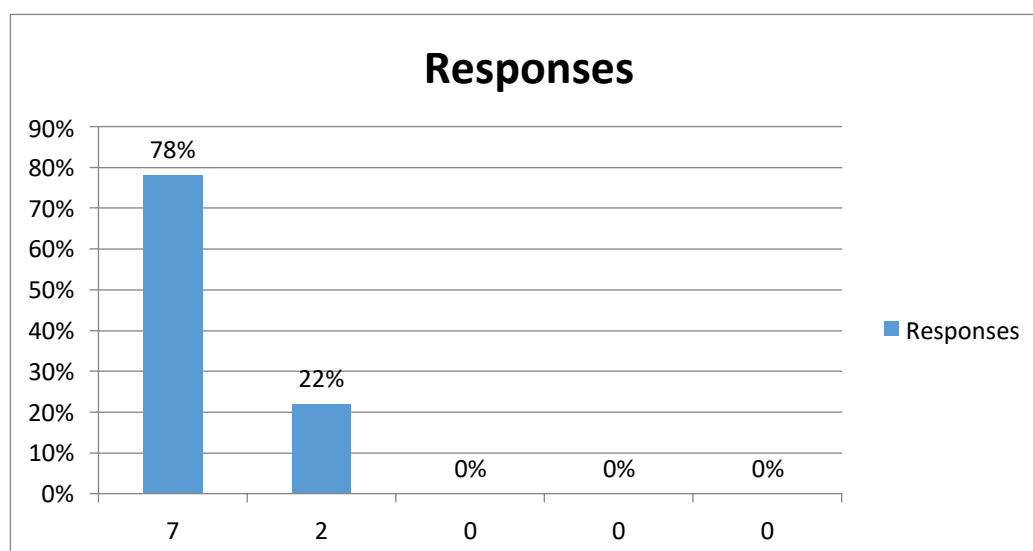
4. The module / sections in the syllabus are properly sequenced.

Rating Scale	5	4	3	2	1	Total Respondents
Responses in Numbers	7	2	0	0	0	9
Responses in Percentage	78%	22%	0%	0%	0%	100%



5. Sufficient reference material and books are available for the topics mentioned in the syllabus

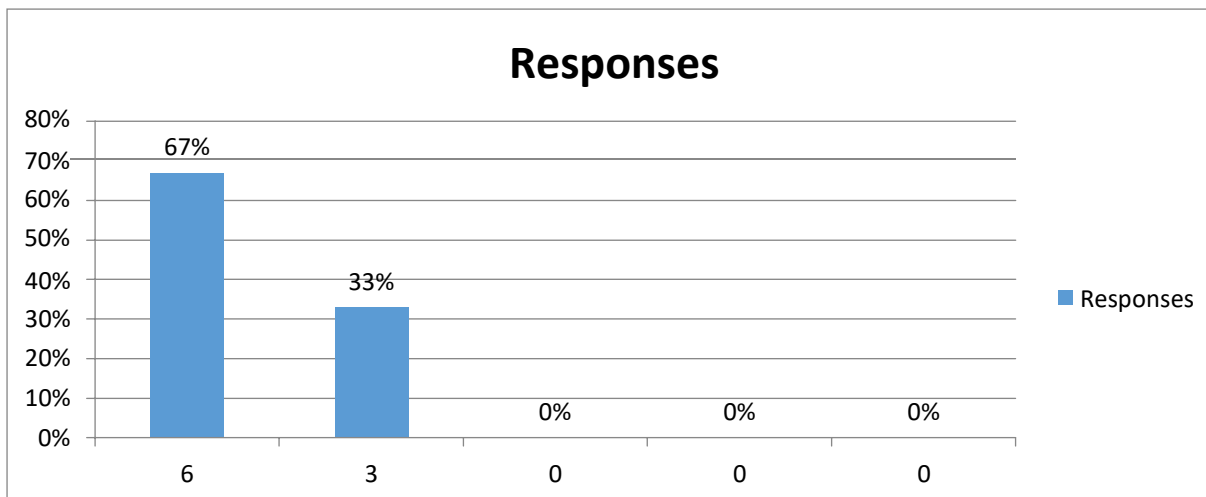
Rating Scale	5	4	3	2	1	Total Respondents
Responses in Numbers	7	2	0	0	0	9
Responses in Percentage	78%	22%	0%	0%	0%	100%



6. The curriculum is balanced with regard to the theoretical and practical knowledge

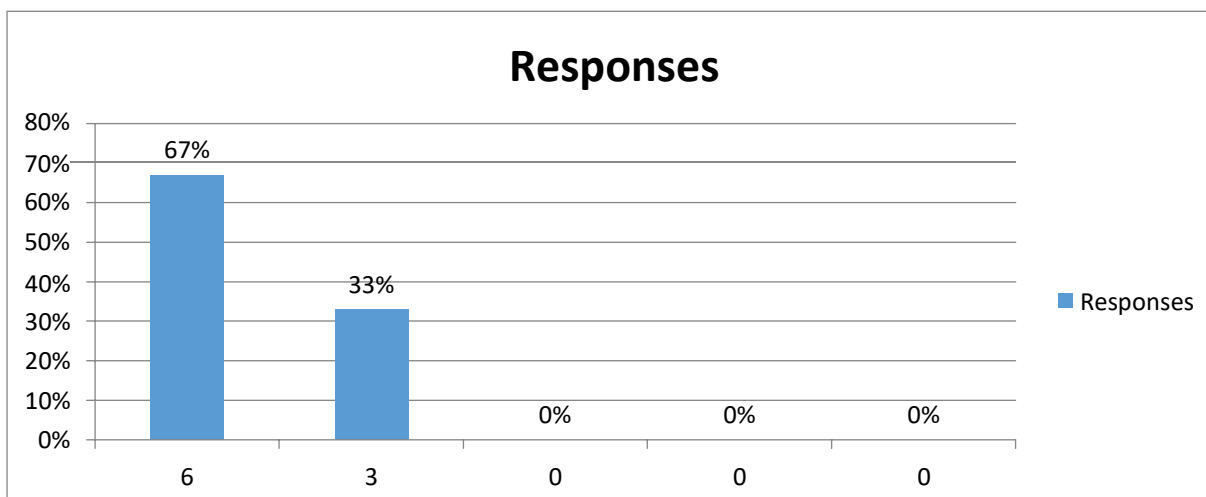
Rating Scale	5	4	3	2	1	Total Respondents

Responses in Numbers	6	3	0	0	0	9
Responses in Percentage	67%	33%	0%	0%	0%	100%



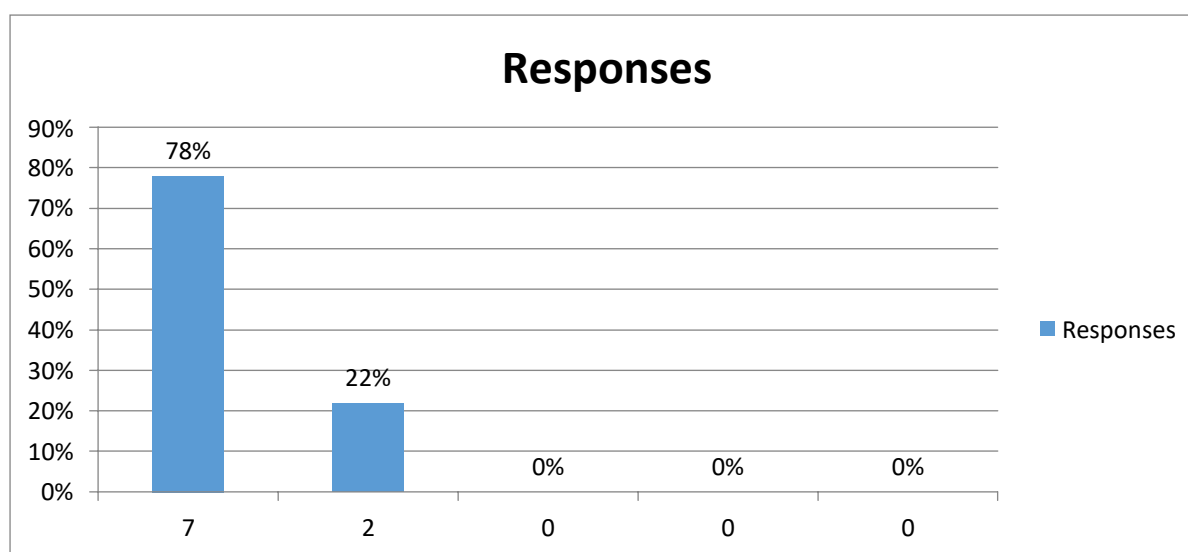
7. How do rate the courses in terms of their relevance to the latest and/or the future technologies?

Rating Scale	5	4	3	2	1	Total Respondents
Responses in Numbers	6	3	0	0	0	9
Responses in Percentage	67%	33%	0%	0%	0%	100%



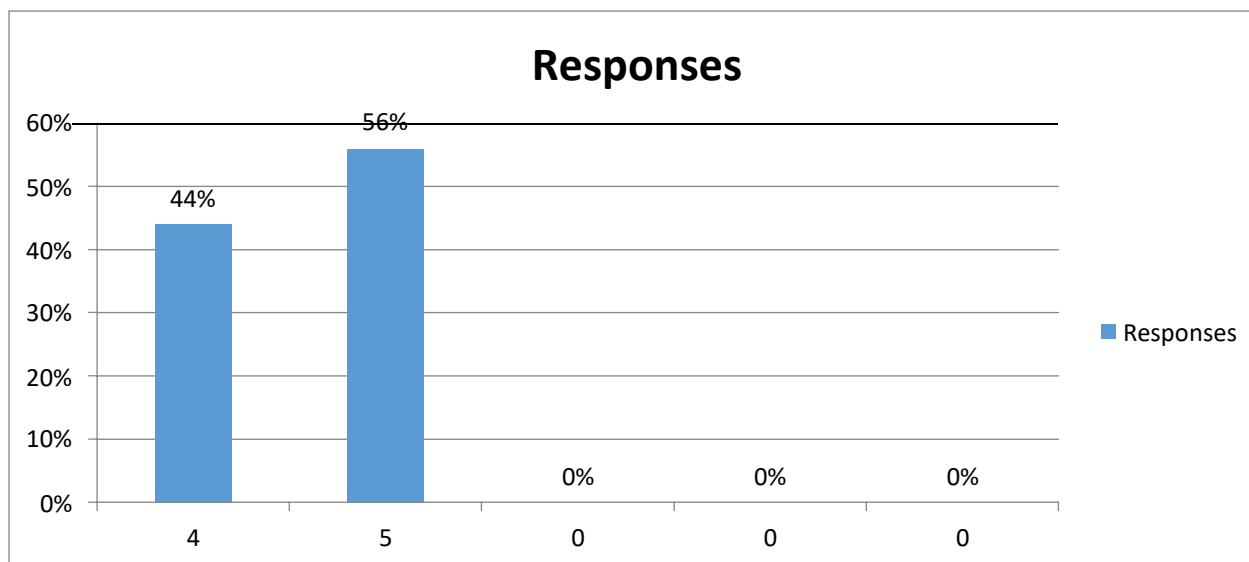
8. Pedagogy proposed in the curriculum matches the contents

Rating Scale	5	4	3	2	1	Total Respondents
Responses in Numbers	7	2	0	0	0	9
Responses in Percentage	78%	22%	0%	0%	0%	100%



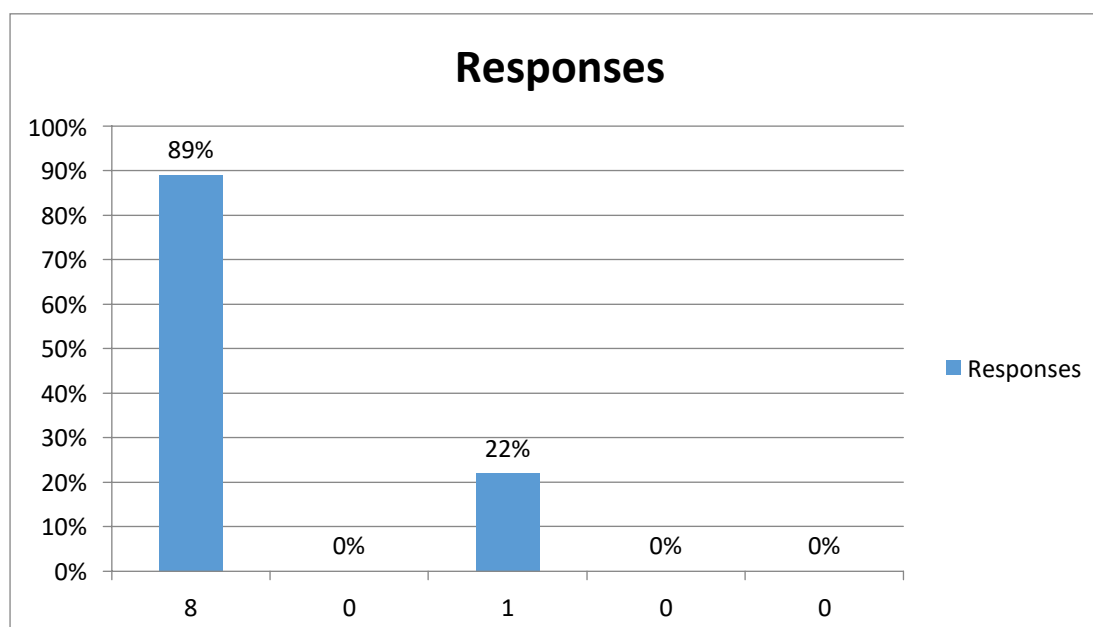
9. The curriculum has the potential in developing the habit of self-learning among the students

Rating Scale	5	4	3	2	1	Total Respondents
Responses in Numbers	4	5	0	0	0	9
Responses in Percentage	44%	56%	0%	0%	0%	100%



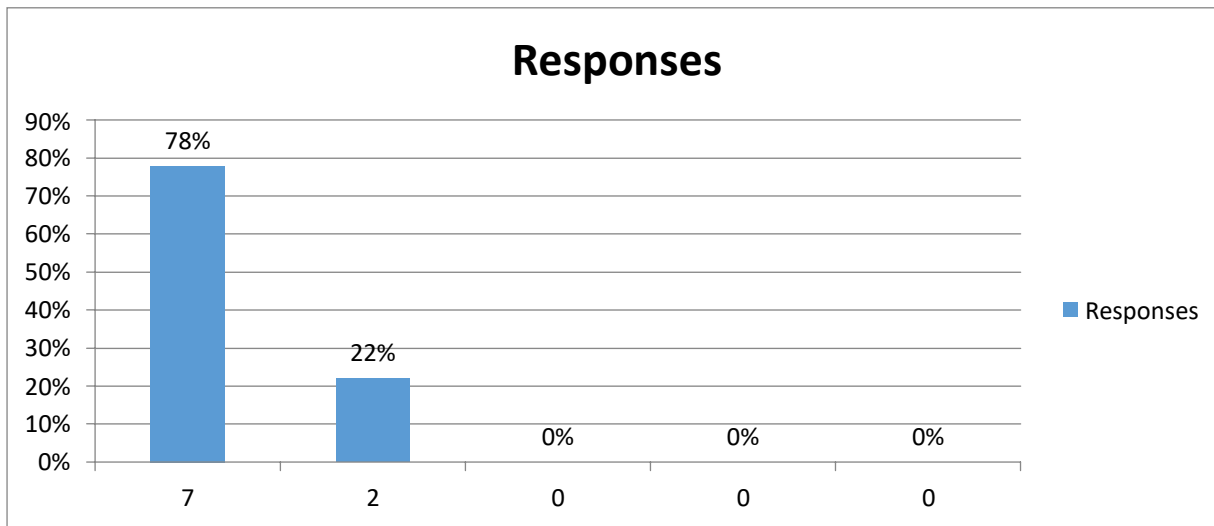
10. The curriculum has focus on skill development

Rating Scale	5	4	3	2	1	Total Respondents
Responses in Numbers	8	0	1	0	0	9
Responses in Percentage	89%	0%	11%	0%	0%	100%



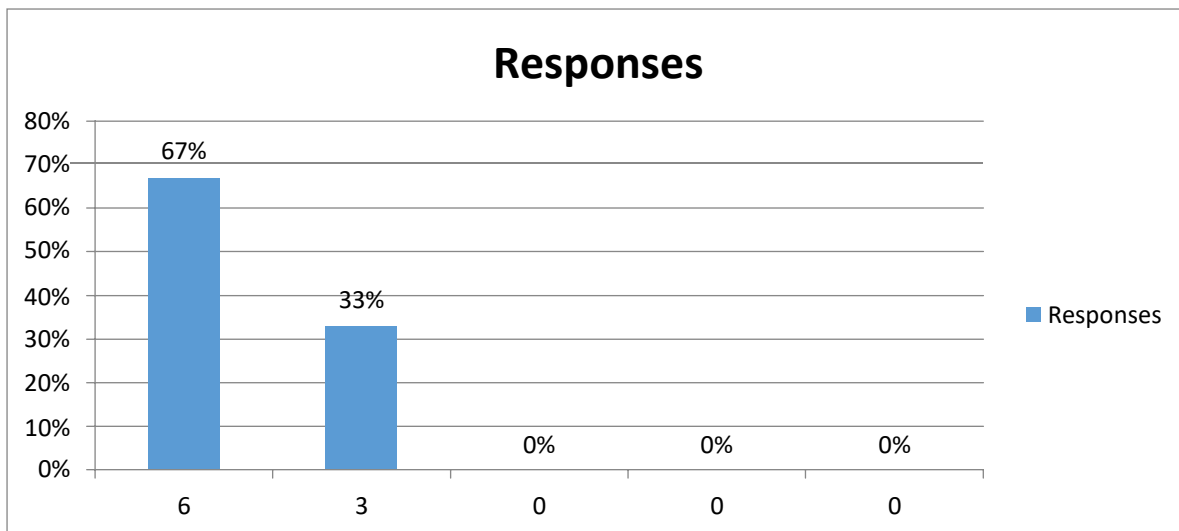
11. Evaluation of the course is appropriate to discriminate the students.

Rating Scale	5	4	3	2	1	Total Respondents
Responses in Numbers	7	2	0	0	0	9
Responses in Percentage	78%	22%	0%	0%	0%	100%



12. How do you rate the transformation of your students after the completion of the course?

Rating Scale	5	4	3	2	1	Total Respondents
Responses in Numbers	6	3	0	0	0	9
Responses in Percentage	67%	33%	0%	0%	0%	100%



13. Observation


1. Syllabus is as per need of the society.
2. Syllabus is sufficient to bridge the gap between school standards /current global scenarios and academics.

Students need to implement in their teaching."

14. Suggestion.

1. Reference material required more




Principal
Dr. M. A. Khan B. Ed. College,
Manchar, Tal.Ambegaon, Dist.Pune

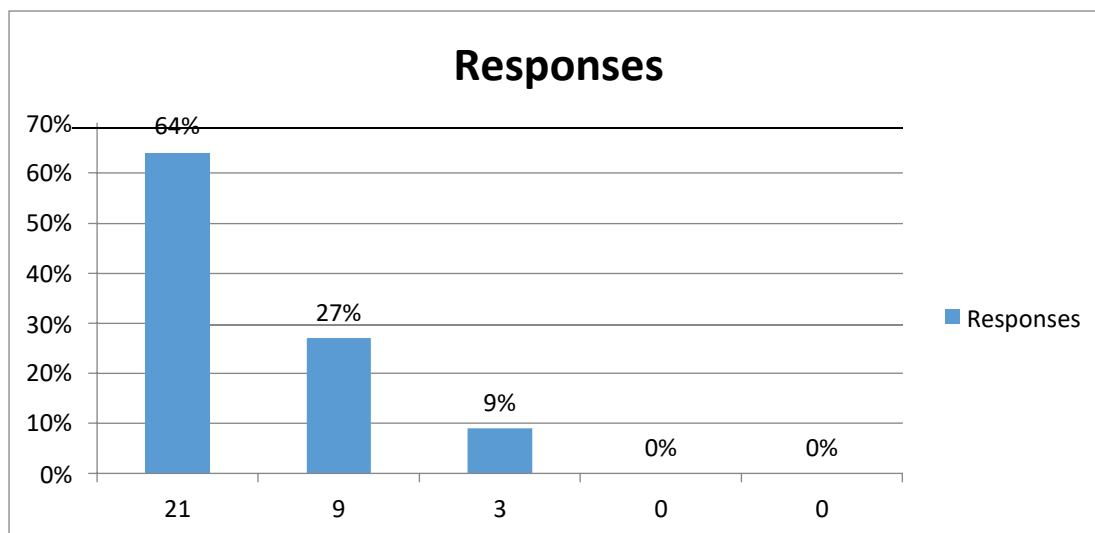
Sunni Jumma Masjid Education Society's
Dr. Mumtaz Ahmad Khan College of Education,
Sultanpur Road, Post Machar, Tal: Ambegaon, Dist: Pune
ISO 9001:2015 Certified Institute
Approved by NCTE, Recognize by DHE (Gov. of Maharashtra),
Affiliated to Savitribai Phule Pune University
Academic Year 2022-2023
B.Ed.Alumni Feedback Form Analysis

Alumni feedback was conducted for academic year 2022-23 for the batch 2022-23. The feedback was implemented online through Google form. Google form link was shared to students to participate in this online feedback. Participation was voluntary and respondents were ensured confidentiality. The Alumni feedback questionnaire contains 09 questions and 33 Alumni given responses.

Sr.No.	5 point Rating Scale	Remark
1	5 and above	Excellent
2	4 and above	Very Good
3	3 and above	Good
4	2 and above	Average
5	1 and above	Poor

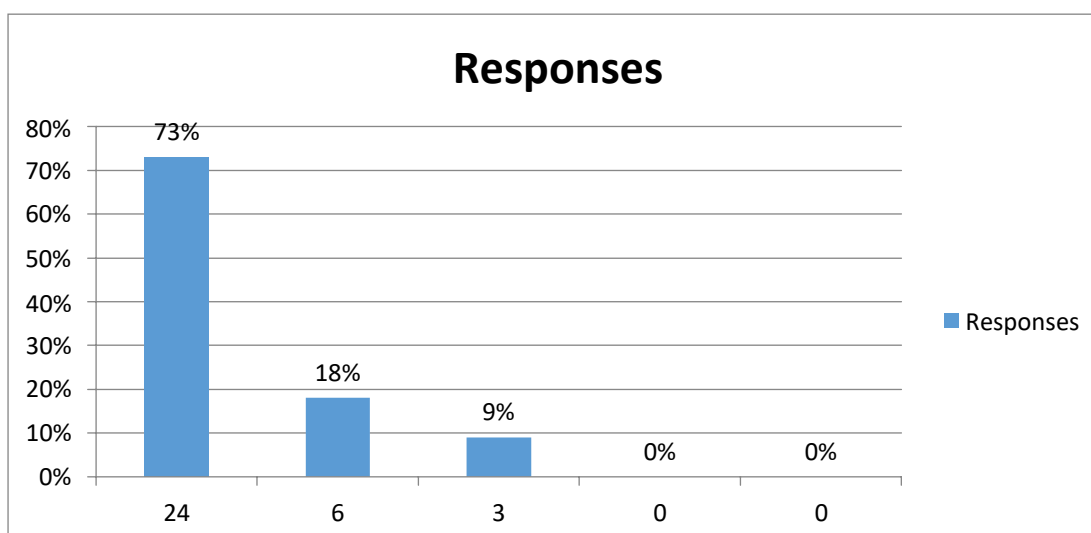
Q. 1 How do you rate the curriculum relevant to your job and future aspirations?

Rating Scale	5	4	3	2	1	Total Respondents
Responses in Numbers	21	9	3	0	0	33
Responses in Percentage	64 %	27%	9%	0%	0%	100%



2. How best Curriculum has enhanced my Competency in communication, critical thinking, problem solving and creativity

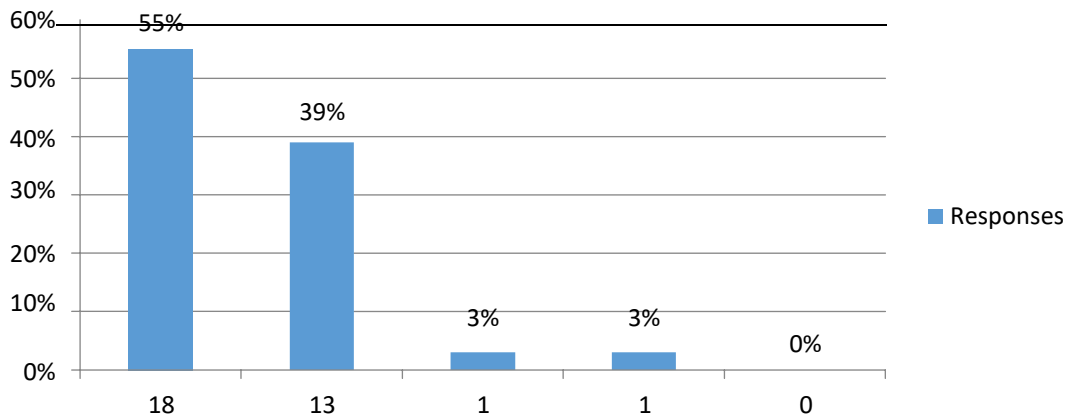
Rating Scale	5	4	3	2	1	Total Respondents
Responses in Numbers	24	6	3	0	0	33
Responses in Percentage	73 %	18%	9%	0%	0%	100%



3. How do you rate the structure of syllabus prescribed for the programme?

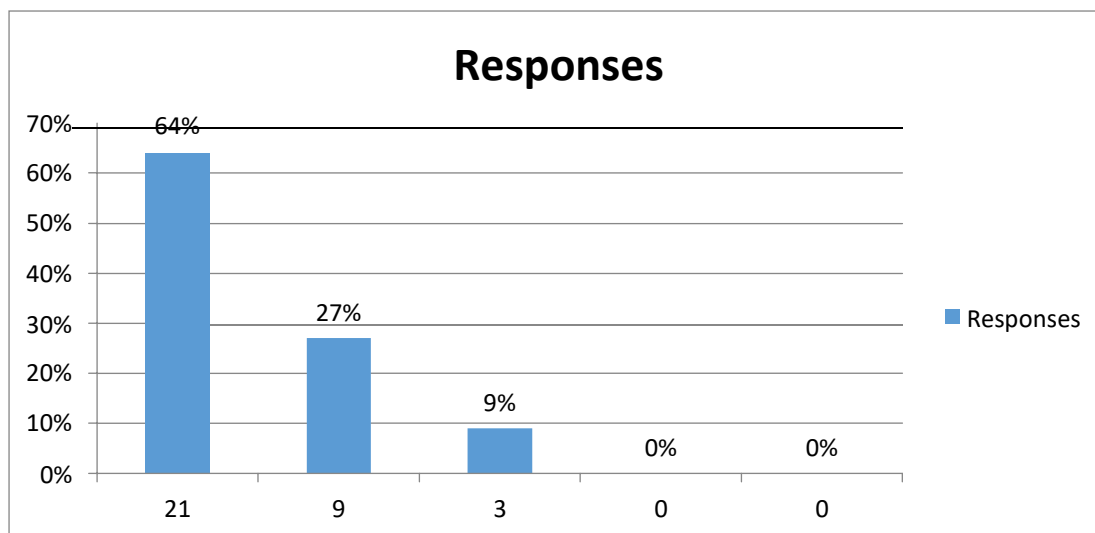
Rating Scale	5	4	3	2	1	Total Respondents
Responses in Numbers	18	13	1	1	0	33
Responses in Percentage	55 %	39%	3%	3%	0%	100%

Responses



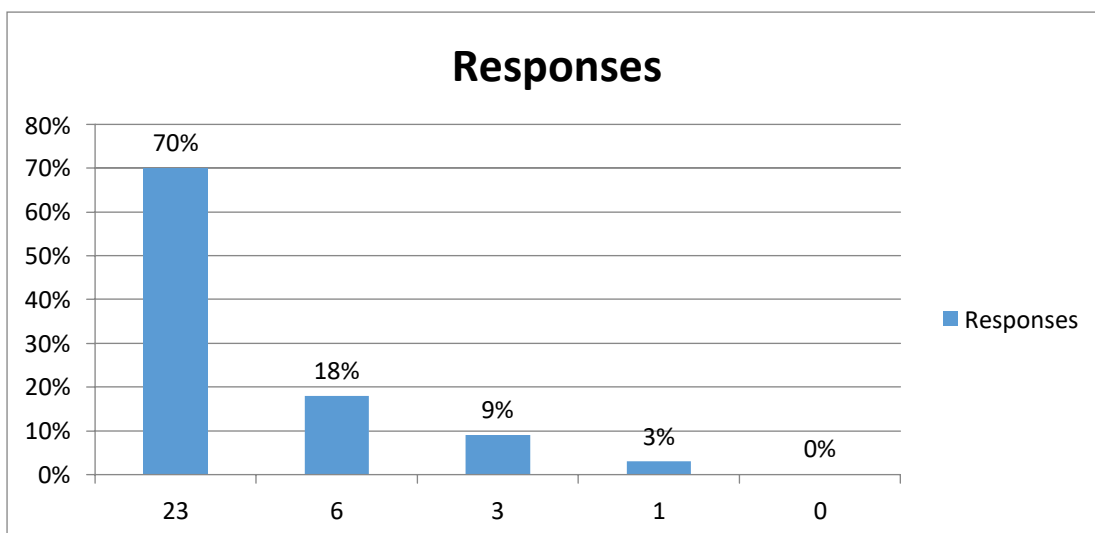
4. At what extent curriculum is matched to current trends?

Rating Scale	5	4	3	2	1	Total Respondents
Responses in Numbers	21	9	3	0	0	33
Responses in Percentage	64 %	27%	9%	0%	0%	100%



5. How do you rate the availability of materials and references regarding curriculum?

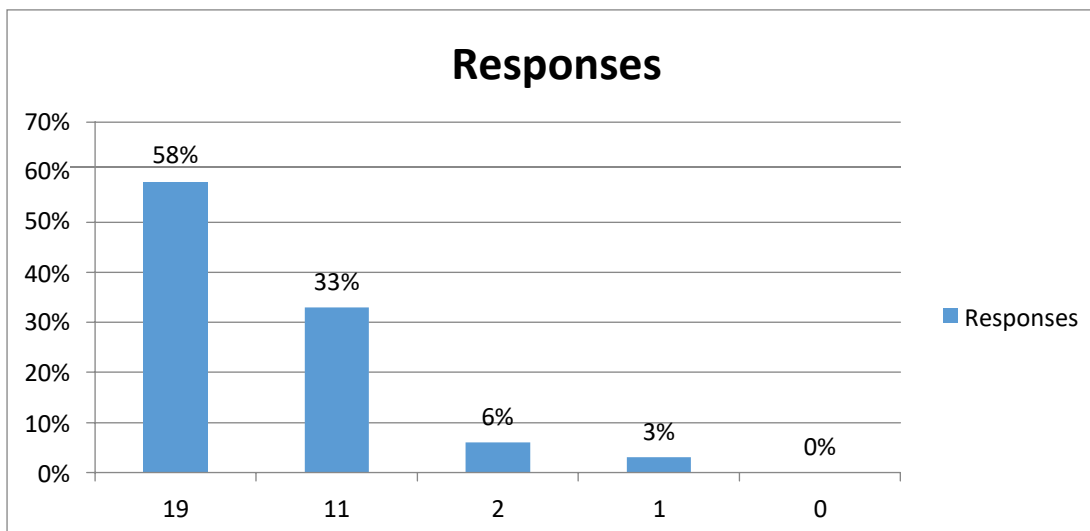
Rating Scale	5	4	3	2	1	Total Respondents
Responses in Numbers	23	6	3	1	0	33
Responses in Percentage	70 %	18%	9%	0%	0%	100%



6. Is assignment / Internships offered under your programme was challenging and constructive?

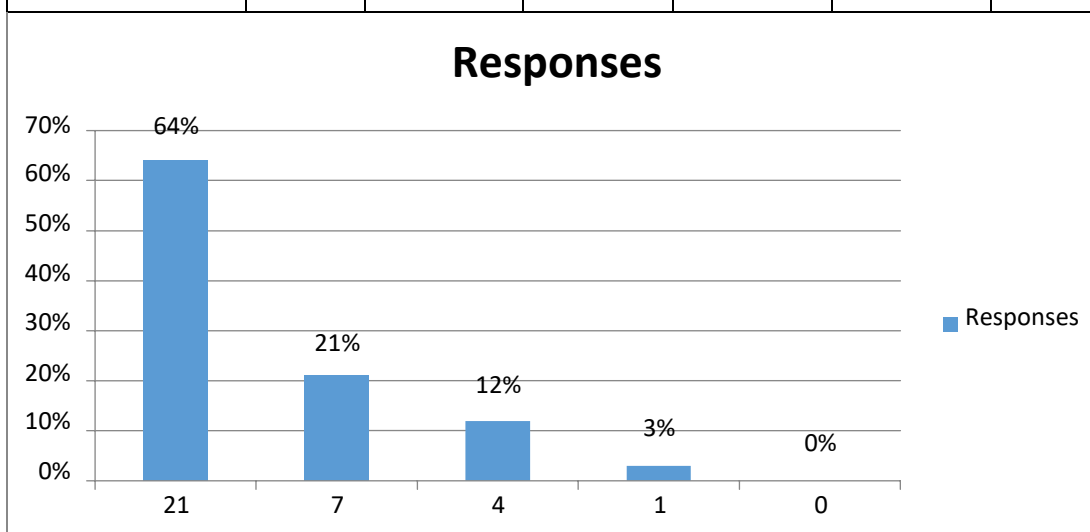
Rating Scale	5	4	3	2	1	Total Respondents

Responses in Numbers	19	11	2	1	0	33
Responses in Percentage	58 %	33%	6%	3%	0%	100%



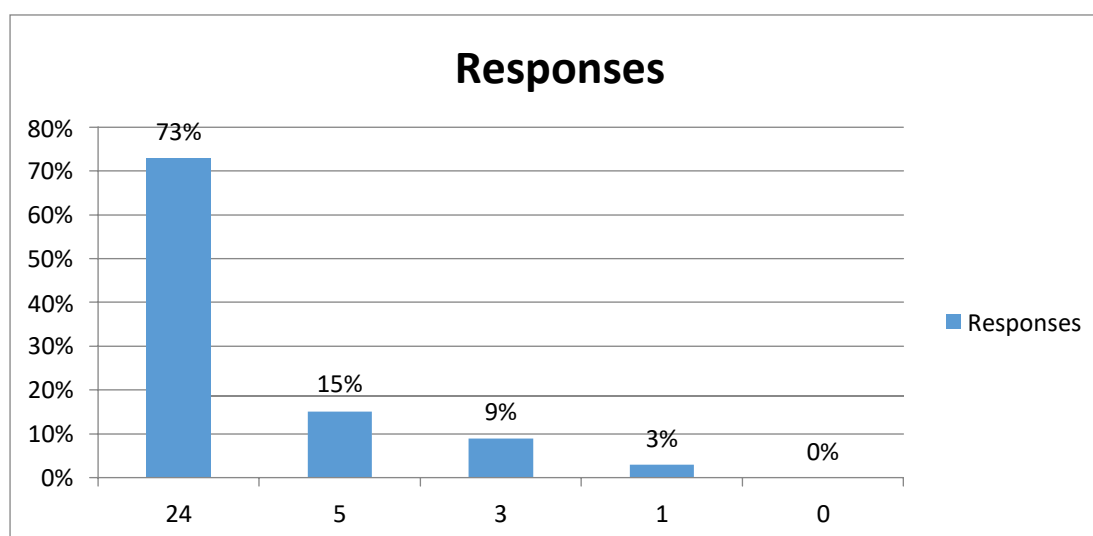
7.How do you rate the depth and load of course content including assignment and Internship?

Rating Scale	5	4	3	2	1	Total Respondents
Responses in Numbers	21	7	4	1	0	33
Responses in Percentage	64 %	21%	12%	3%	0%	100%



8. How best the design of experiments is related to class theory?



Rating Scale	5	4	3	2	1	Total Respondents
Responses in Numbers	24	5	3	1	0	33
Responses in Percentage	73 %	15%	9%	3%	0%	100%



9. Observations

- Over all the curriculum and faculty was very good
- In spite of being one year online and one year offline I got full exposure of everything required for a teacher .Heartiest thanks to AICESR for their support and cooperation

No Suggestions



Principal
Dr. M. A. Khan B. Ed. College,
Manchar, Tal. Ambegaon, Dist. Pune

Sunni Jumma Masjid Education Society's
Dr. Mumtaz Ahmad Khan College of Education,
Sultanpur Road, Post Machar, Tal: Ambegaon, Dist: Pune
ISO 9001:2015 Certified Institute
Approved by NCTE, Recognize by DHE (Gov. of Maharashtra),
Affiliated to Savitribai Phule Pune University
Academic Year 2022-2023
Internship/ Practice Teaching Feedback Analysis

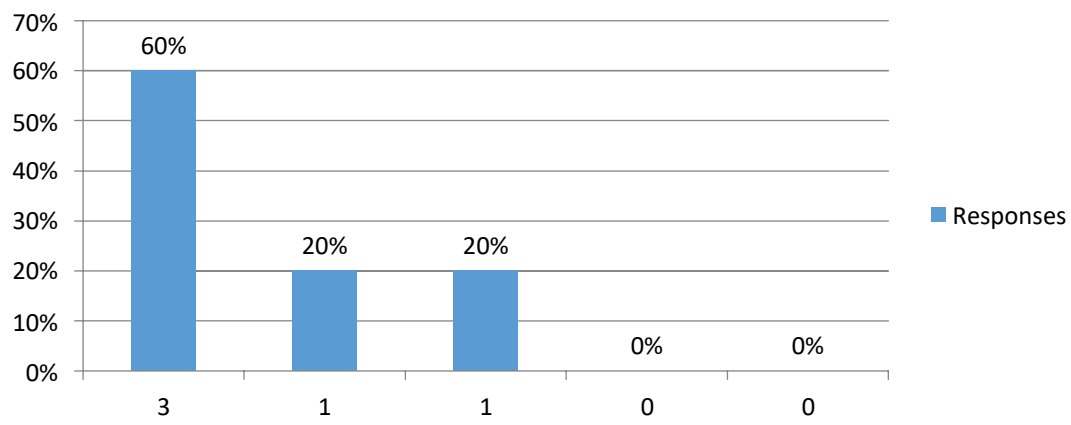
Employers / Stakeholders feedback was conducted for academic year 2022-23 for the batch 2022-23. The feedback was collected through physically. Total 5 feedbacks received from internship and practice teaching school. Its analysis is as follows –

Sr.No.	5 point Rating Scale	Remark
1	5 and above	Excellent
2	4 and above	Very Good
3	3 and above	Good
4	2 and above	Average
5	1 and above	Poor

1. Quality of practice teaching lessons and block teaching conducted.

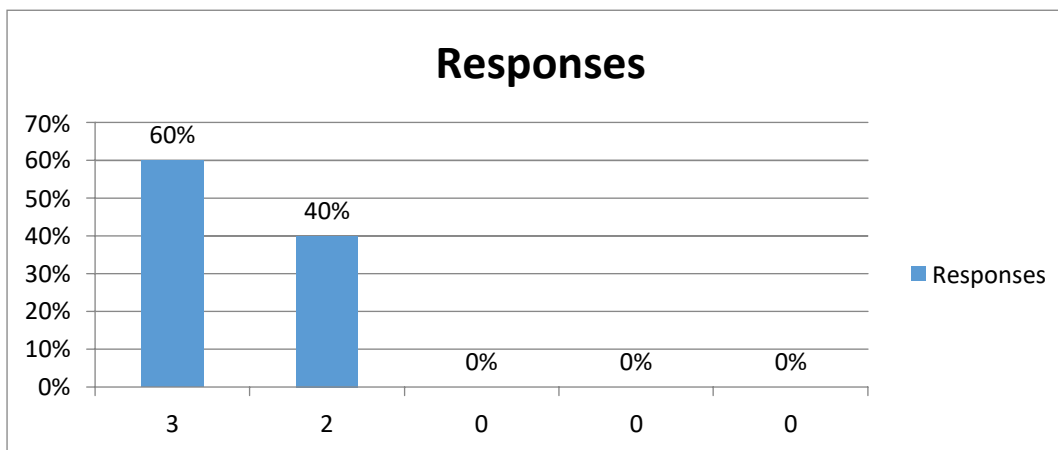
Rating Scale	5	4	3	2	1	Total Respondents
Responses in Numbers	3	1	1	0	0	5
Responses in Percentage	60%	20%	20%	0%	0%	100%

Responses



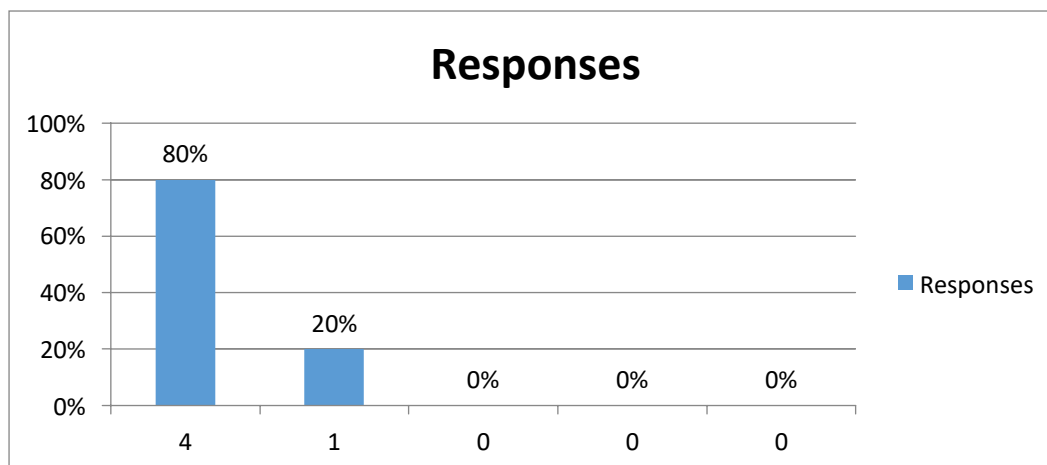
2. Co-operation and team work: Inters shared the information with each other, loved to work in team, exhibited positive attitude, took new tasks with enthusiasm and energy and received feedback in a positive and constructive manner.

Rating Scale	5	4	3	2	1	Total Respondents
Responses in Numbers	3	2	0	0	0	5
Responses in Percentage	60%	40%	0%	0%	0%	100%



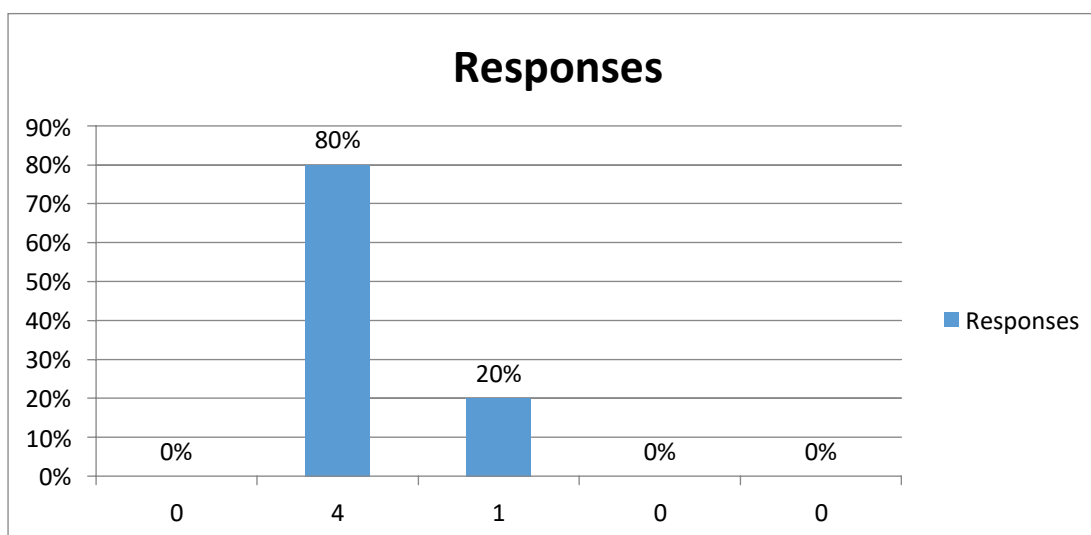
3. Communication Skills: Interns were polite, humble and kind in communication with other teachers and peers, exchanged ideas with others, listened and understood others intention.

Rating Scale	5	4	3	2	1	Total Respondents
Responses in Numbers	4	1	0	0	0	5
Responses in Percentage	80%	20%	0%	0%	0%	100%



4. Attendance & Punctuality

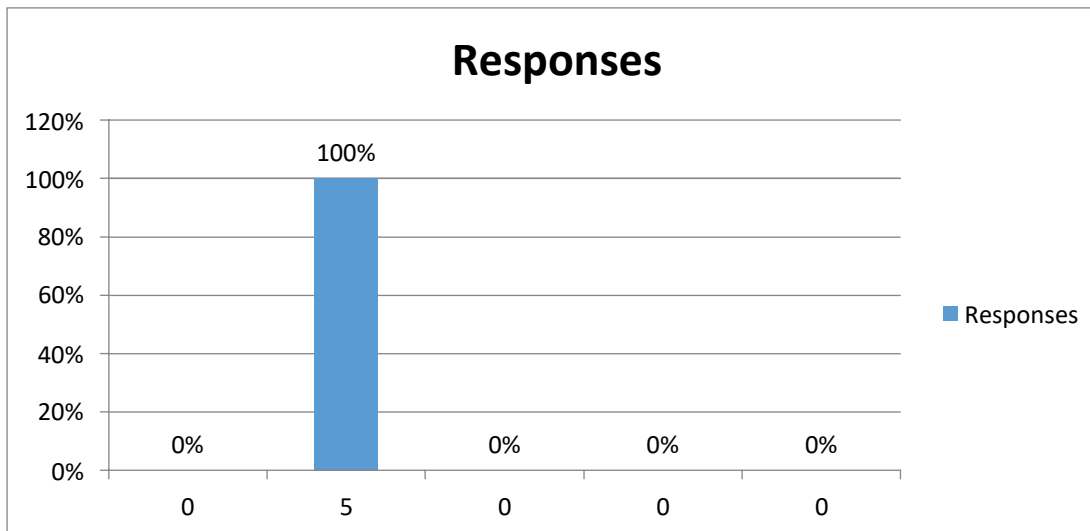
Rating Scale	5	4	3	2	1	Total Respondents
Responses in Numbers	0	4	1	0	0	5
Responses in Percentage	0 %	80%	20%	0%	0%	100%



5. Supplementary Performance in cultural activities: for ex. Conducting cultural programmes, competitions, assemblies etc.

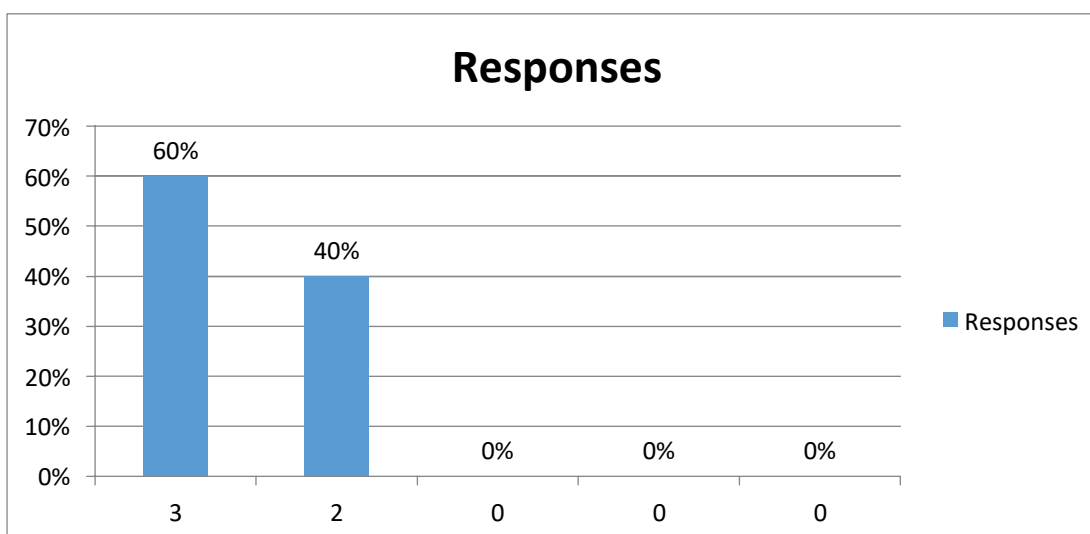
Rating Scale	5	4	3	2	1	Total Respondents

Responses in Numbers	0	5	0	0	0	5
Responses in Percentage	0%	100%	0%	0%	0%	100%



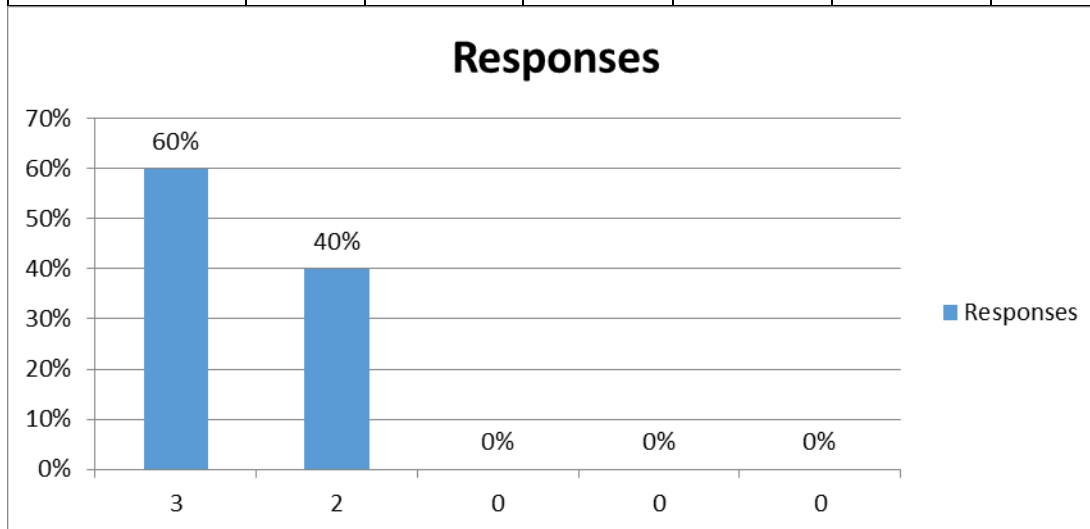
6. Supplementary Performance in co-curricular activities: for ex. conducting proxy period, conducting interesting and creative activities for students etc.

Rating Scale	5	4	3	2	1	Total Respondents
Responses in Numbers	3	2	0	0	0	5
Responses in Percentage	60%	40%	0%	0%	0%	100%



7. Overall Evaluation of the Interns:

Rating Scale	5	4	3	2	1	Total Respondents
Responses in Numbers	3	2	0	0	0	5
Responses in Percentage	60%	40%	0%	0%	0%	100%




Qualitative Remarks

1. Student Teachers are well trained with modern teaching methods. Good in content and communication.
2. Practical knowledge was good.

No Suggestions




Principal
Dr. M. A. Khan B. Ed. College,
Manchar, Tal. Ambegaon, Dist. Pune

Sunni Jumma Masjid Education Society's
Dr. Mumtaz Ahmad Khan College of Education,
Sultanpur Road, Post Machar, Tal: Ambegaon, Dist: Pune
ISO 9001:2015 Certified Institute
Approved by NCTE, Recognize by DHE (Gov. of Maharashtra),
Affiliated to Savitribai Phule Pune University
Academic Year 2022-2023
Employers/Stakeholders Feedback Analysis

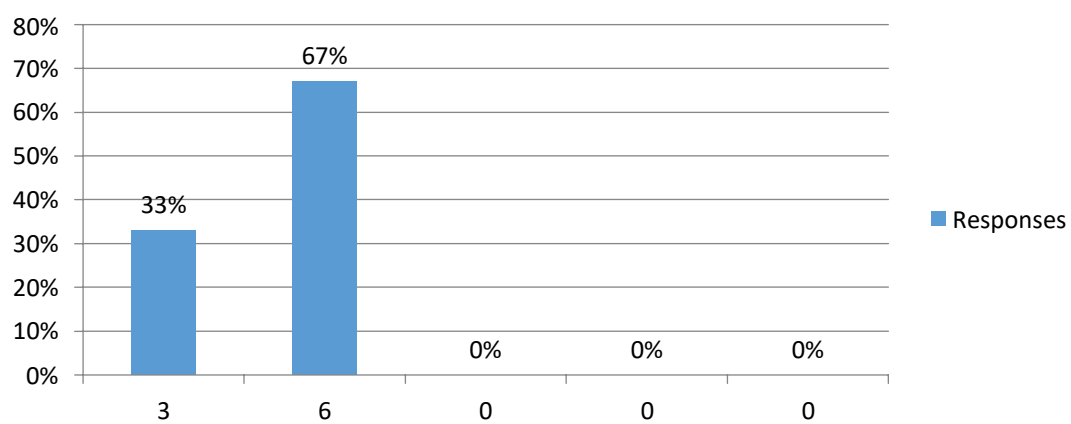
Employers/Stakeholders feedback was conducted for academic year 2022-23 for the batch 2022-23. The feedbacks were collected through physically. Total 9 feedbacks received from stakeholders. Its analysis is as follows –

Sr.No.	5 point Rating Scale	Remark
1	5 and above	Excellent
2	4 and above	Very Good
3	3 and above	Good
4	2 and above	Average
5	1 and above	Poor

1. Student's ability to contribute the goal of the organization

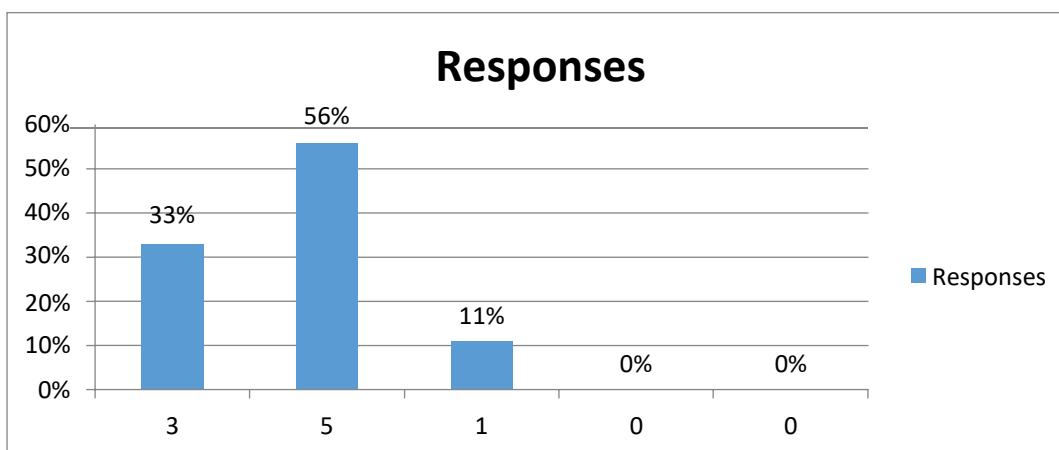
Rating Scale	5	4	3	2	1	Total Respondents
Responses in Numbers	3	6	0	0	0	9
Responses in Percentage	33 %	67%	0%	0%	0%	100%

Responses



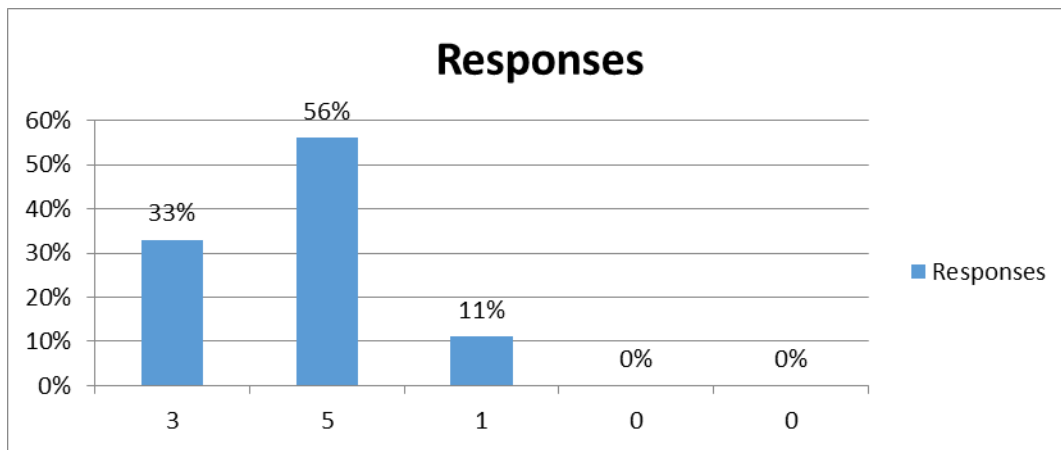
2. Planning and organization of skills in students

Rating Scale	5	4	3	2	1	Total Respondents
Responses in Numbers	3	5	1	0	0	9
Responses in Percentage	33%	56%	11%	0%	0%	100%



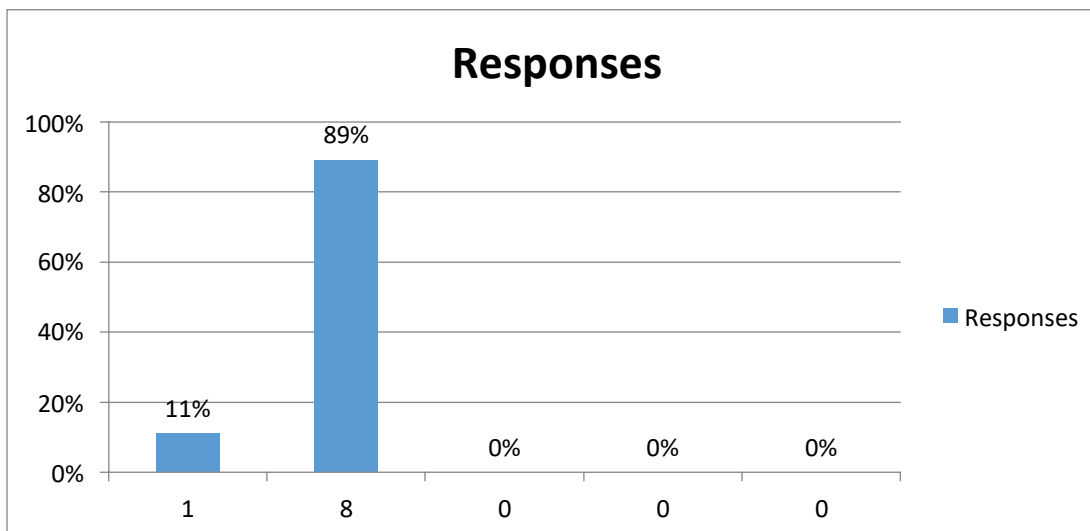
3. Teaching, Communication and Soft Skills in students

Rating Scale	5	4	3	2	1	Total Respondents
Responses in Numbers	3	5	1	0	0	9
Responses in Percentage	33%	56%	11%	0%	0%	100%



4. Obedience and relationship with seniors in students

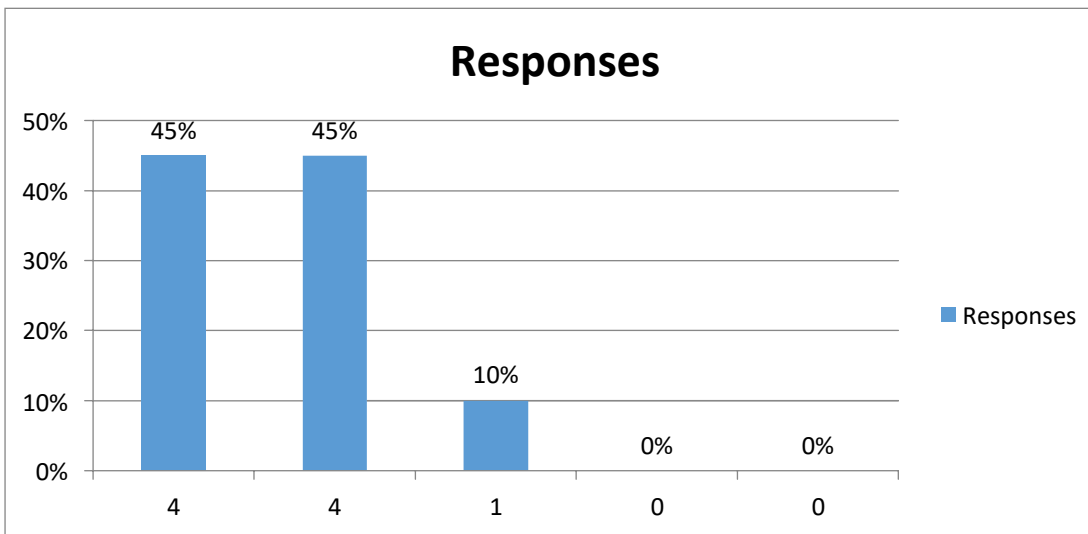
Rating Scale	5	4	3	2	1	Total Respondents
Responses in Numbers	1	8	0	0	0	9
Responses in Percentage	11%	89%	0%	0%	0%	100%



5. Leadership, Team Spirit and Initiatives in students

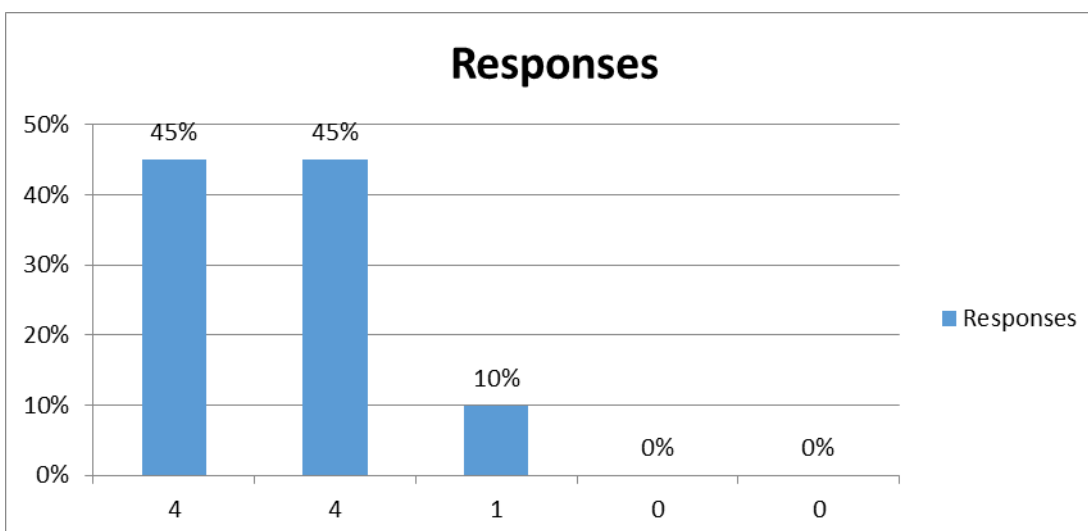
Rating Scale	5	4	3	2	1	Total Respondents
Responses in Numbers	4	4	1	0	0	9

Responses in Percentage	45%	45%	10%	0%	0%	100%
-------------------------	-----	-----	-----	----	----	------



6. Relationship with peers / subordinates

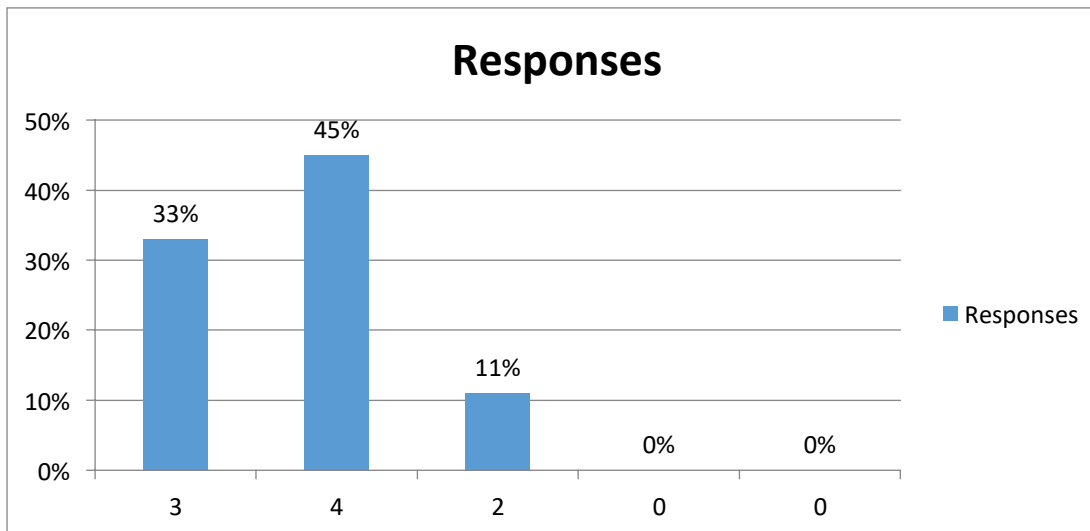
Rating Scale	5	4	3	2	1	Total Respondents
Responses in Numbers	4	4	1	0	0	9
Responses in Percentage	45%	45%	10%	0%	0%	100%



7. Willingness to learn new techniques, adopt new ideas etc

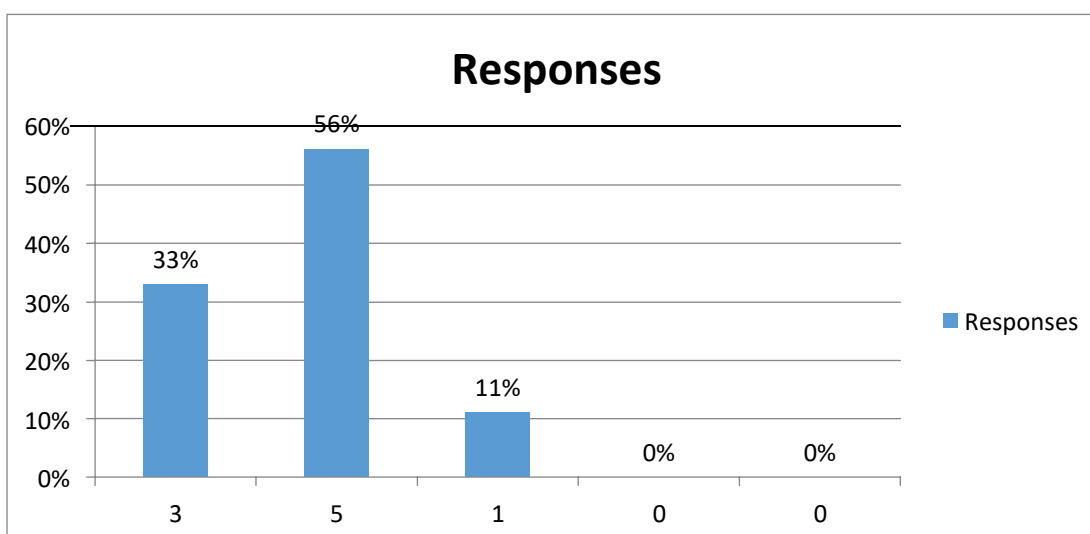
Rating Scale	5	4	3	2	1	Total Respondents
--------------	---	---	---	---	---	-------------------

Responses in Numbers	3	4	2	0	0	9
Responses in Percentage	33%	45%	22%	0%	0%	100%



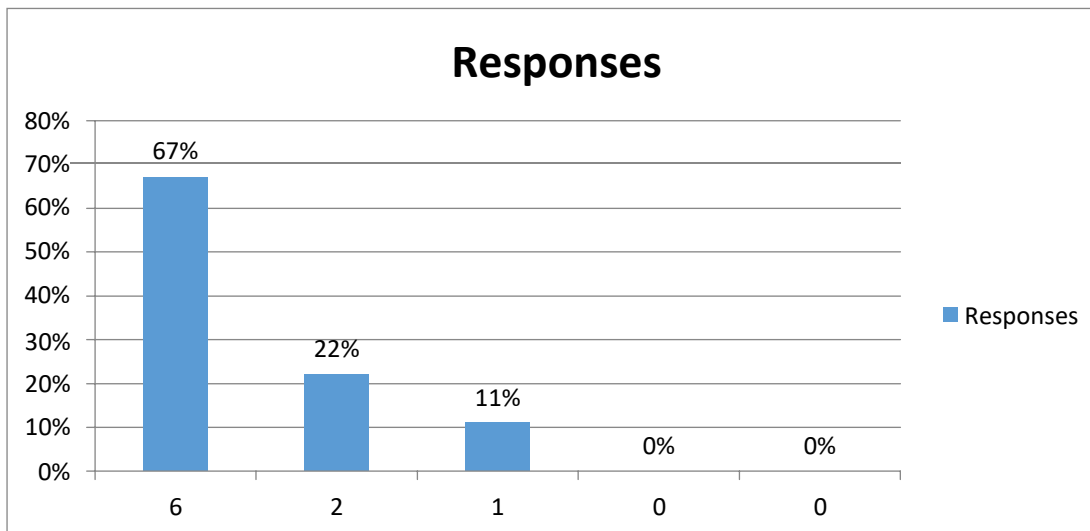
8. Ability to use school / college equipment for students

Rating Scale	5	4	3	2	1	Total Respondents
Responses in Numbers	3	5	1	0	0	9
Responses in Percentage	33%	56%	11%	0%	0%	100%



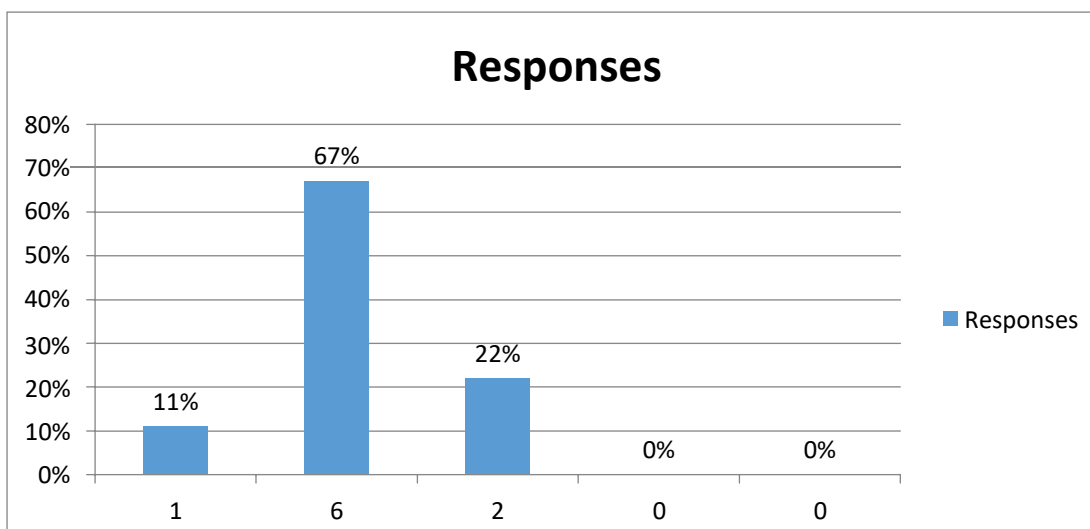
9. Innovativeness, creativity & Simplicity and sense of belonging in students

Rating Scale	5	4	3	2	1	Total Respondents
Responses in Numbers	6	2	1	0	0	9
Responses in Percentage	67%	22%	11%	0%	0%	100%



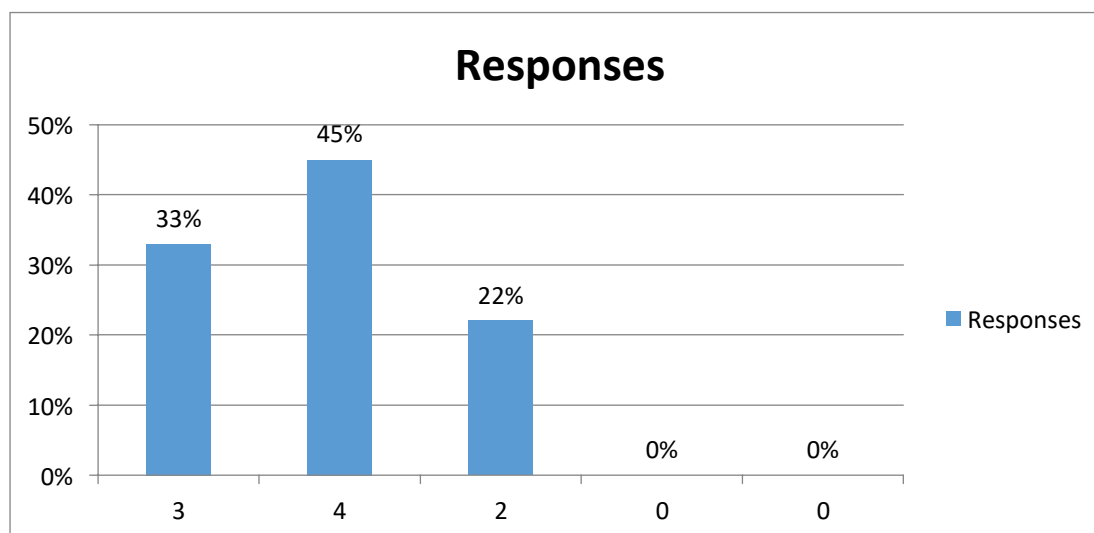
10. Involvement in social activities & Respect for values in life

Rating Scale	5	4	3	2	1	Total Respondents
Responses in Numbers	1	6	2	0	0	9
Responses in Percentage	11%	67%	22%	0%	0%	100%



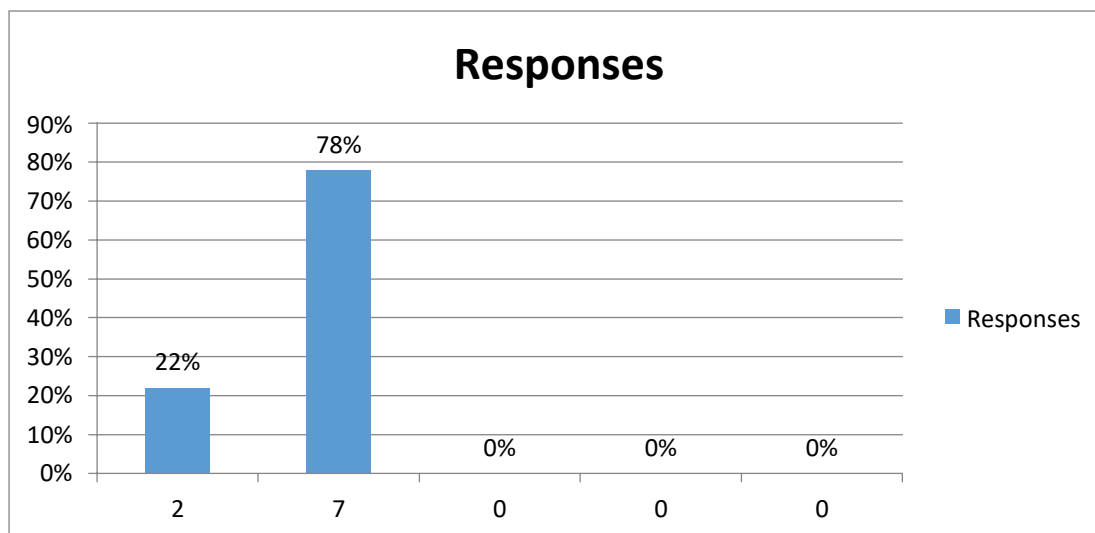
11. Curriculum relevant for employability & effective in developing innovative thinking

Rating Scale	5	4	3	2	1	Total Respondents
Responses in Numbers	3	4	2	0	0	9
Responses in Percentage	33%	45%	22%	0%	0%	100%



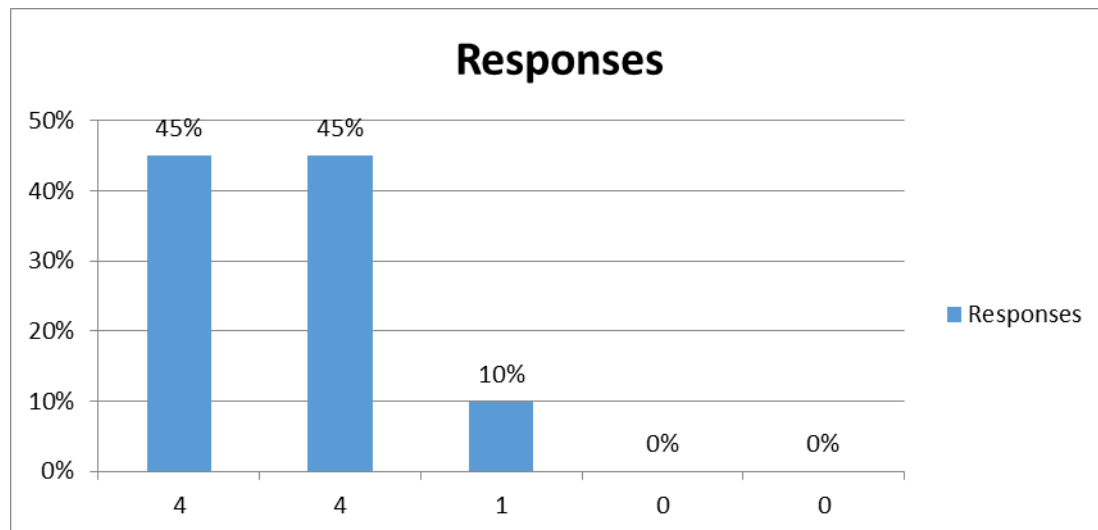
12. Current syllabus is need based

Rating Scale	5	4	3	2	1	Total Respondents
Responses in Numbers	2	7	0	0	0	9
Responses in Percentage	22%	78%	0%	0%	0%	100%



13. Effectiveness of curriculum for development of teaching skills

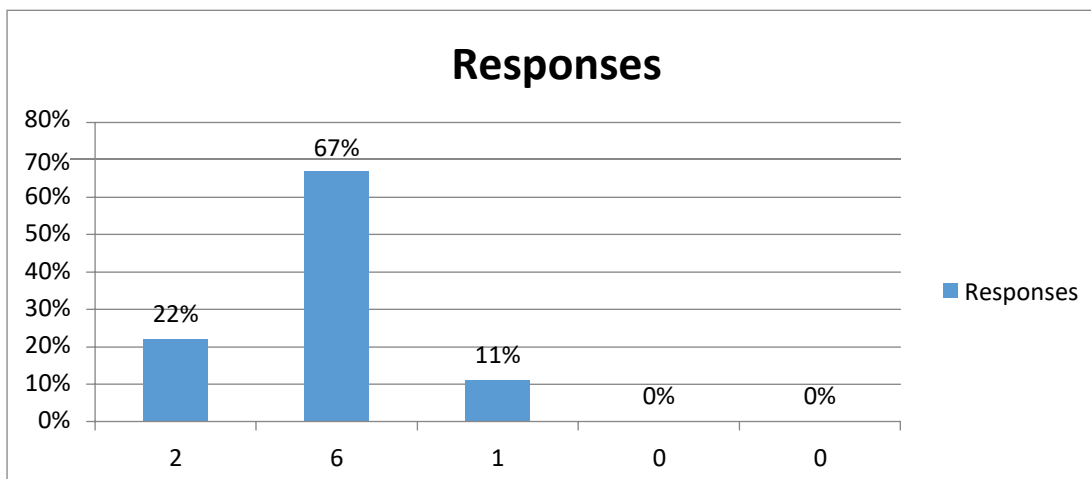
Rating Scale	5	4	3	2	1	Total Respondents
Responses in Numbers	4	4	1	0	0	9
Responses in Percentage	45%	45%	10%	0%	0%	100%



14. Syllabus effective in developing skill oriented human resources

Rating Scale	5	4	3	2	1	Total Respondents
Responses in Numbers	2	6	1	0	0	9

Responses in Percentage	22%	67%	11%	0%	0%	100%
-------------------------	-----	-----	-----	----	----	------



15. Qualitative Remark

1. Teachers have good knowledge of technology.
2. Teachers use modern methods of teaching like cooperative, flipped classroom.

Suggestions

1. needs to improve communication.

